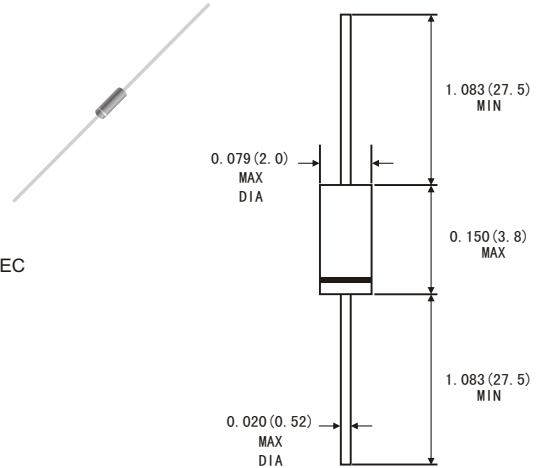


FEATURES

- Detection efficiency is very good
- Small temperature coefficient
- High reliability with glass seal
- For use in RECORDER, TV, RADIO, TELEPHONE as detectors, super high speed switching circuits small current rectifier
- High temperature soldering guaranteed: 260°C/10 seconds at terminals
- Component in accordance to RoHS 2002/95/EC and WEEE 2002/96/EC

DO-35



MECHANICAL DATA

- Case: DO-35 glass case
- Polarity: color band denotes cathode end
- Weight: Approx. 0.13 gram

ABSOLUTE RATINGS (LIMITING VALUES) (T_A = 25°C)

Dimensions in inches and (millimeters)

	Symbols	Value	Units
Reverse voltage	V _R	10	V
Average rectified current	I _o	30	mA
Junction temperature	T _J	125	°C
Storage temperature	T _{STG}	-55 to +125	°C

ELECTRICAL CHARACTERISTICS (T_A = 25°C)

Parameters	Symbols	Test Conditions	Min.	Typ.	Max.	Units
Forward Current	I _F	V _F =1V	4.5			mA
Reverse Current	I _R	V _R =6V			70	μA
Junction Capacitance	C _J	V _R =1V f=1MHz			1.5	pF
Rectifier efficiency	η	V _{IN} =2Vrms f=40MHz R _L =5kΩ C _L =20pF	70			%
ESD-Capability		C=200pF (Note 1) Both forward and reverse direction 1 pulse	100			V

Note: 1. Failure criterion: I_R > 140mA at V_R=6V



Figure 1. forward Characteristics

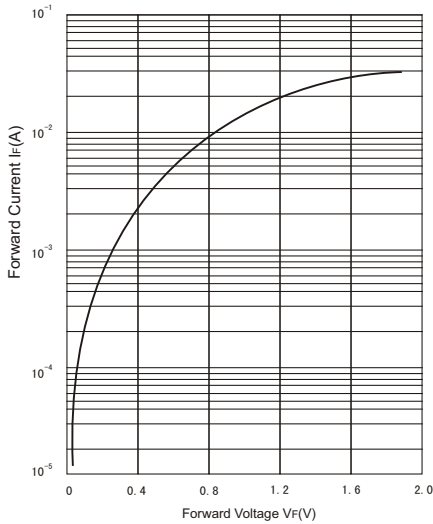


Figure 2. Reverse Characteristics

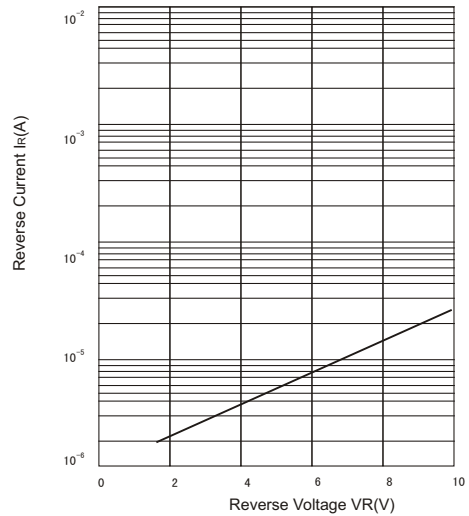


Figure 3. Junction Capacitance

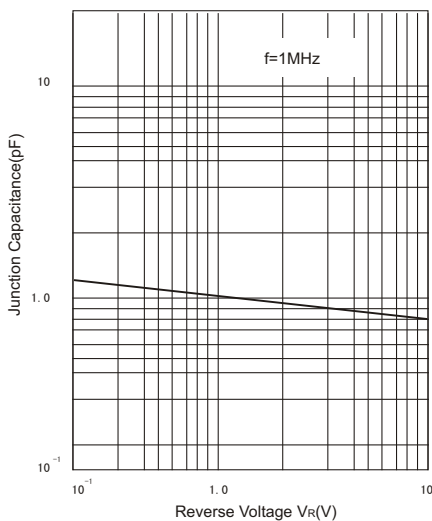


Figure 4. Rectifier Efficiency

